



An Innovative Key Cutting Solution for the Discerning Locksmith

Miracle-A9 Premium

Fully Automated Key Cutting Machine

Copyright (c) Since 2009 XRD Technology Co., Ltd. All rights reserved.  
[www.miraclekey.com](http://www.miraclekey.com)

3801  
Firmware: 2.01  
Software: 0.17.22  
0371204

Last key

Get history

Favorite

Setup

Automobile key

Motorcycle key

Dimple key

Standard key

Tubular key

Special key

Search

Key marking

Key copy

Manual cut

My Key Safe

Remote control

**CAUTION:** Don't power on the machine before the display is completely shut down.



**CAUTION**

- Always drive away the chips (power) left after key cutting. The blown chips may damage the electrical parts.
- This equipment is not suitable for users who may cutting in case of should seek your dealer for technical help.



Handling a Standard Key



Handling a Laser Key




**MIRACLE A9 PREMIUM**  
AUTOMATED KEY CUTTING MACHINE

## Key selection

Mfg	All	0..9	A	Hyundai	Infiniti	  
B	C	D	E	Innocenti	Inokom	
G	H	I	J	International	Isuzu	
L	M	N	O	Iveco	Jaguar	
Q	R	S	T	Jeep	Jensen	
V	W	X	Y	Kenworth	Kia	
				LDV	Lada	
				Lamborghini	Lancia	
				Land Rover	Lexus	
				Lincoln	Lotus	
				MAN Trucks	MCC	

 Close


 **CAUTION:** Don't power on the machine before the display is completely shut down.





## Key selection



Mfg	All	0..9	A	Lince	Lips	↑  3/5  ↓
B	C	D	E	Lock Focus	Lockman	
G	H	I	J	M-Loy	MCM	
L	M	N	O	MG	MLS	
Q	R	S	T	Magnum	Master	
V	W	X	Y	Mauer	Miwa	
				Moia	Mottura	
				Mul-T-Lock	Omec	
				Papaiz	Pfaffenhain	
				Phoenix safe	Potent	
				RB-LOCKS	Rav Bariach	


 Close


**⚠ CAUTION:** Don't power on the machine before the display is completely shut down.



## Key selection

Mfg	All	0..9	A	MBM	MCM	  <b>11/18</b>  
B	C	D	E	ME-FA	MG	
G	H	I	J	MLM	Magirus-Deutz	
L	M	N	O	Magneti M	Maico	
Q	R	S	T	Majestic	Marco	
V	W	X	Y	Marks	Massey Ferguson	
				Master	Mauer	
				Maxus	Merit	
				Meroni	Meroni(SD)	
				Metal Rousseau	Mippart	
				Miwa	Mobella	

 Close


 **CAUTION:** Don't power on the machine before the display is completely shut down.

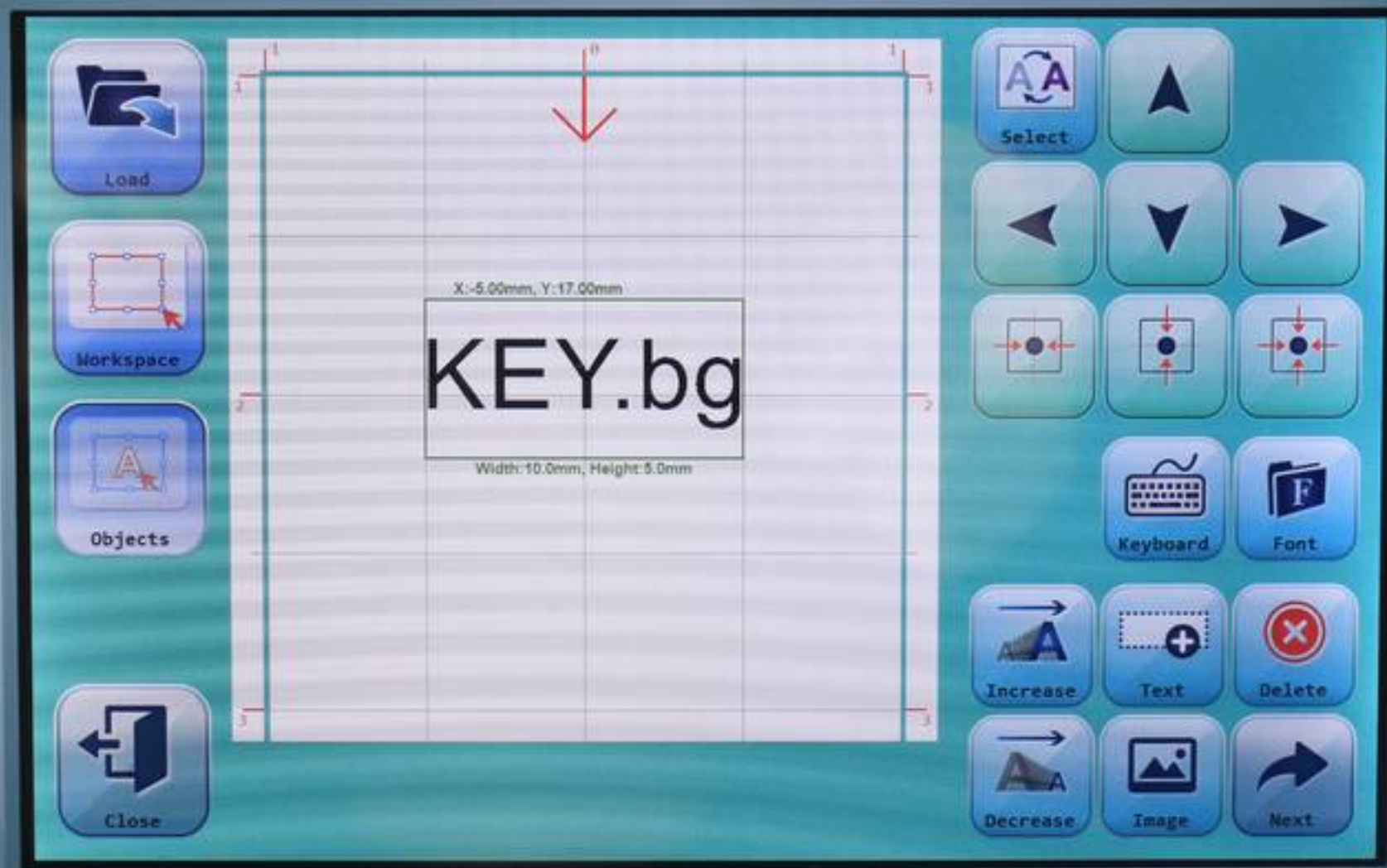


## Key selection

Mfg	All	0..9	A	AGA	Beaver
B	C	D	E	Bilma	Bumil
G	H	I	J	Chicago	Dynaconsult
L	M	N	O	Fort	LYF
Q	R	S	T	Lowe&Fletcher	Meroni
V	W	X	Y	Phoenix safe	R.O.C.
				Ronis	SAG
				Sentry	



 CAUTION: Don't power on the machine before the display is completely shut down.




The software interface features a central workspace with a grid. A red arrow points down to a text box containing "KEY.bg". Above the text, it says "X:-5.00mm, Y:17.00mm". Below the text, it says "Width:10.0mm, Height:5.0mm".

**Left Panel:**

- Load
- Workspace
- Objects
- Close

**Right Panel:**

- Select
- Navigation (Up, Down, Left, Right arrows)
- Alignment (Center, Top, Bottom)
- Keyboard
- Font
- Increase
- Text
- Delete
- Decrease
- Image
- Next


 **CAUTION:** Don't power on the machine before the display is completely shut down.



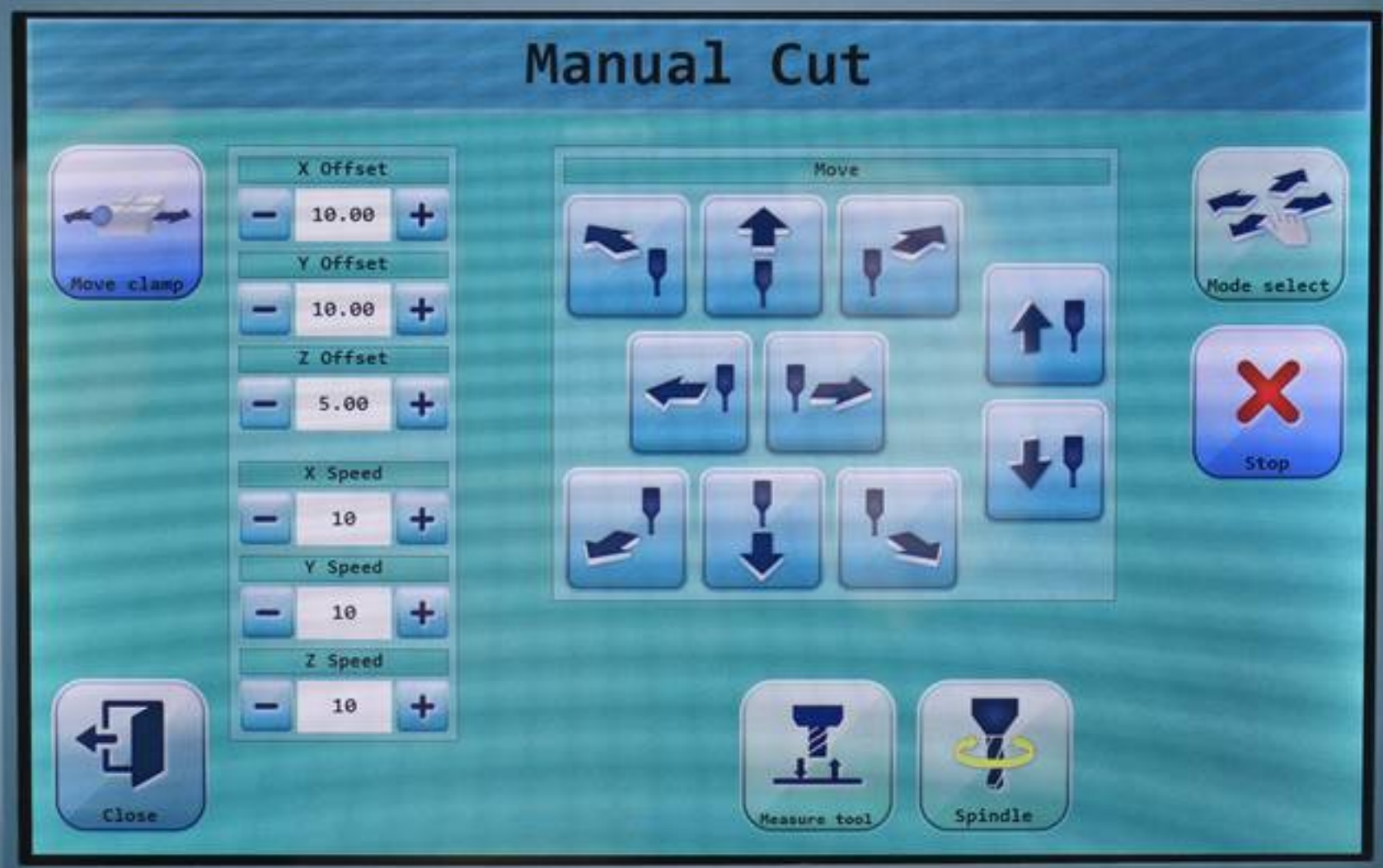
## Duplicating key



**CAUTION:** This new key duplicating feature is still beta and has offered for test purpose. Use this feature at your own risk.


 **CAUTION:** Don't power on the machine before the display is completely shut down.

## Manual Cut



The interface is titled "Manual Cut" and features several control panels:

- Move clamp:** A button with a clamp icon and the text "Move clamp".
- Offset and Speed controls:** A vertical stack of four control blocks, each with a minus sign, a numerical input field, and a plus sign:
  - X Offset:** 10.00
  - Y Offset:** 10.00
  - Z Offset:** 5.00
  - X Speed:** 10
  - Y Speed:** 10
  - Z Speed:** 10
- Move:** A central panel with a title "Move" and 12 directional buttons (up, down, left, right, and combinations) for moving the tool.
- Mode select:** A button with a hand icon and the text "Mode select".
- Stop:** A large button with a red "X" and the text "Stop".
- Close:** A button with a square icon and the text "Close".
- Measure tool:** A button with a tool icon and the text "Measure tool".
- Spindle:** A button with a tool icon and the text "Spindle".

 **CAUTION:** Don't power on the machine before the display is completely shut down.